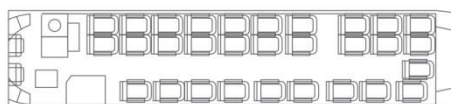






# Embraer 120

*Twin-Turbine*



LAYOUT AND CONFIGURATION MAY VARY



## CABIN

- Cabin Attendant
- Stand-up Cabin
- Air-conditioned
- Pressurized
- Commuter Configuration
- Lavatory
- Non-smoking

## PERFORMANCE

Maximum Range - NBAA IFR  
 Reserves: 1575 km  
 Estimated Cruise Speed: 480 km/h

## DESIGN

Passengers: 30  
 Crew: 2 Pilots + 1 Cabin crew



CHARTER 24 HOUR SUPPORT  
[charter@nac.co.za](mailto:charter@nac.co.za) | +27 82 (0) 891 4639

T +27 11 267 5000 | [www.nac.co.za](http://www.nac.co.za)

